



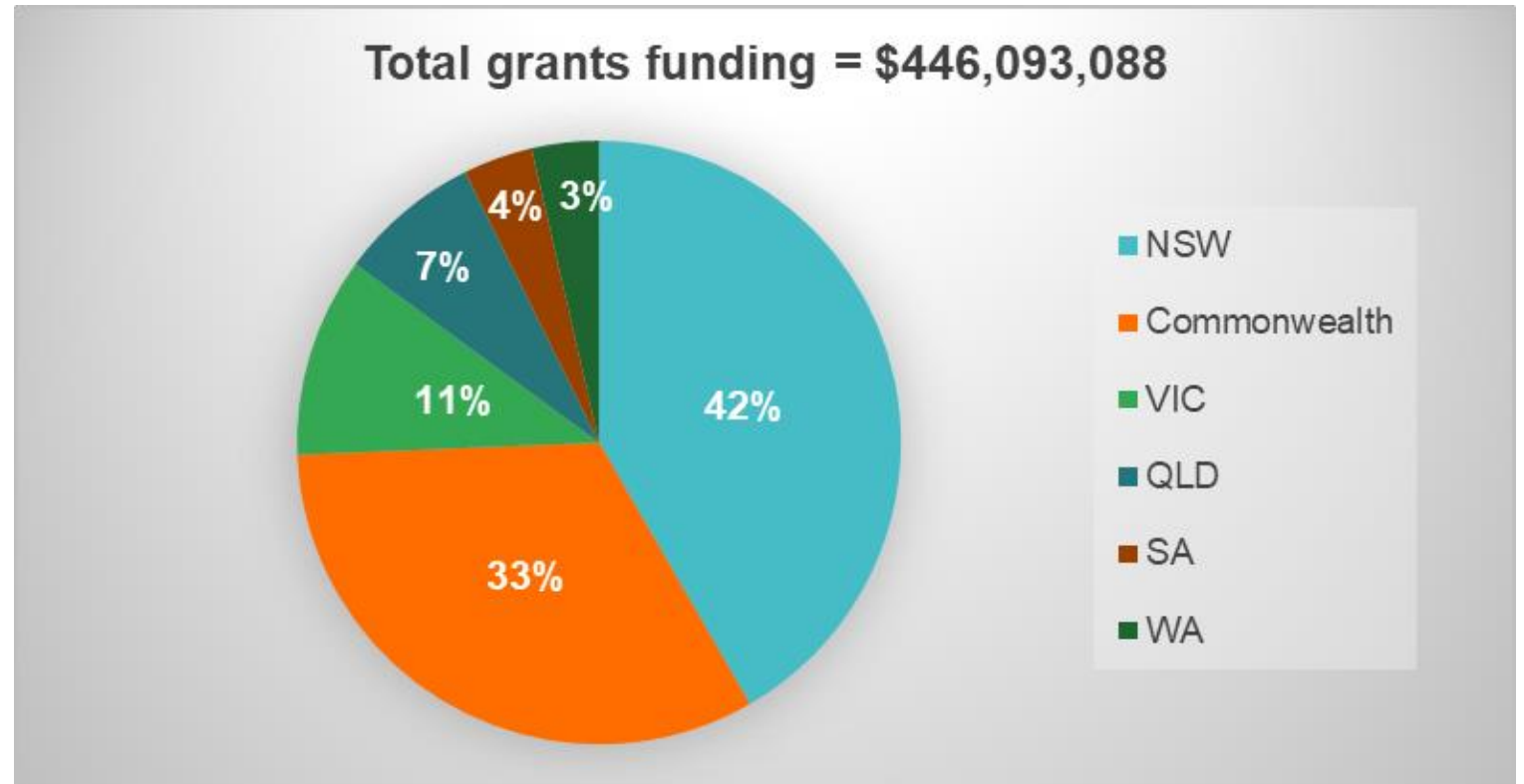
ACOR Recycling Grants Analysis

Grants funding at a glance

- In 2018 and 2019, a total of **\$446,093,088 million in waste, recycling and resource recovery grants funding** was given or pledged by Australian State and federal governments from 2018 to 2019 (excluding materially insignificant funding packages from Tasmania and Northern Territory).
- This expenditure compares to **\$2.67 billion collected in waste levies by mainland State governments** over 18/19 and 19/20 financial years (according to the National Waste and Recycling Industry Council Levies White Paper). Eg, **16.7%**.
- Of the \$446.1m given or pledged in funding, **50.5% (\$225.3m) was allocated to infrastructure-related initiatives and reprocessing-related initiatives** (as opposed to funding for aspects such as collection or education). This also represents around **8% of the collected waste levies**.
- Of the \$225.3m in funding allocated to infrastructure or reprocessing, **12.3% (\$27.7m) was specifically directed at plastics** (although the actual figure is likely to be higher as some funding is multi-material).
- ACOR has previously undertaken modelling that shows some **\$300m in one-off expenditure** will be needed to meet the requirements of the **COAG decision to ban waste exports** (by creating a domestically sustainable recycling sector).
- The full analysis of the 237 nation-wide recycling and resource recovery grants or pledged funding, including grant titles, funding amounts, descriptions and sourcing can be [accessed here](#). The analysis was undertaken solely on a desk-top basis to build some initial insights.
- Some governments reported their grants funding in the calendar year, and others reported in the financial year. Where grants data was reported only in the financial year, the funding was split equally and only half was reported in line with the 2018-2019 timeframe of this analysis.
- It is noted that governments funding of waste-related activity is not limited to grants and external funding. Significant resources would also be used by governments for policy, regulatory, compliance and enforcement activities.

Grants / pledges 2018-2019 by jurisdiction

Government	Total grants funding
NSW	\$185,900,000
Commonwealth	\$145,800,000
VIC	\$47,770,387
QLD	\$34,000,000
SA	\$16,594,872
WA	\$16,027,829
Total:	\$446,093,088



Comparison of all funded initiatives

Grant Initiatives	Funding
Metals inc. Aluminium	\$924,800
Batteries	\$285,000
Bioenergy from waste	\$1,305,000
C&D waste	\$6,601,780
CDS / Container Refund Scheme	\$7,500,000
Chemicals recycling	\$9,000,000
Education	\$8,209,475
E-waste	\$38,354,323
FOGO	\$42,141,169
Furniture recycling	\$380,600
Glass	\$2,936,939
Green waste	\$123,086

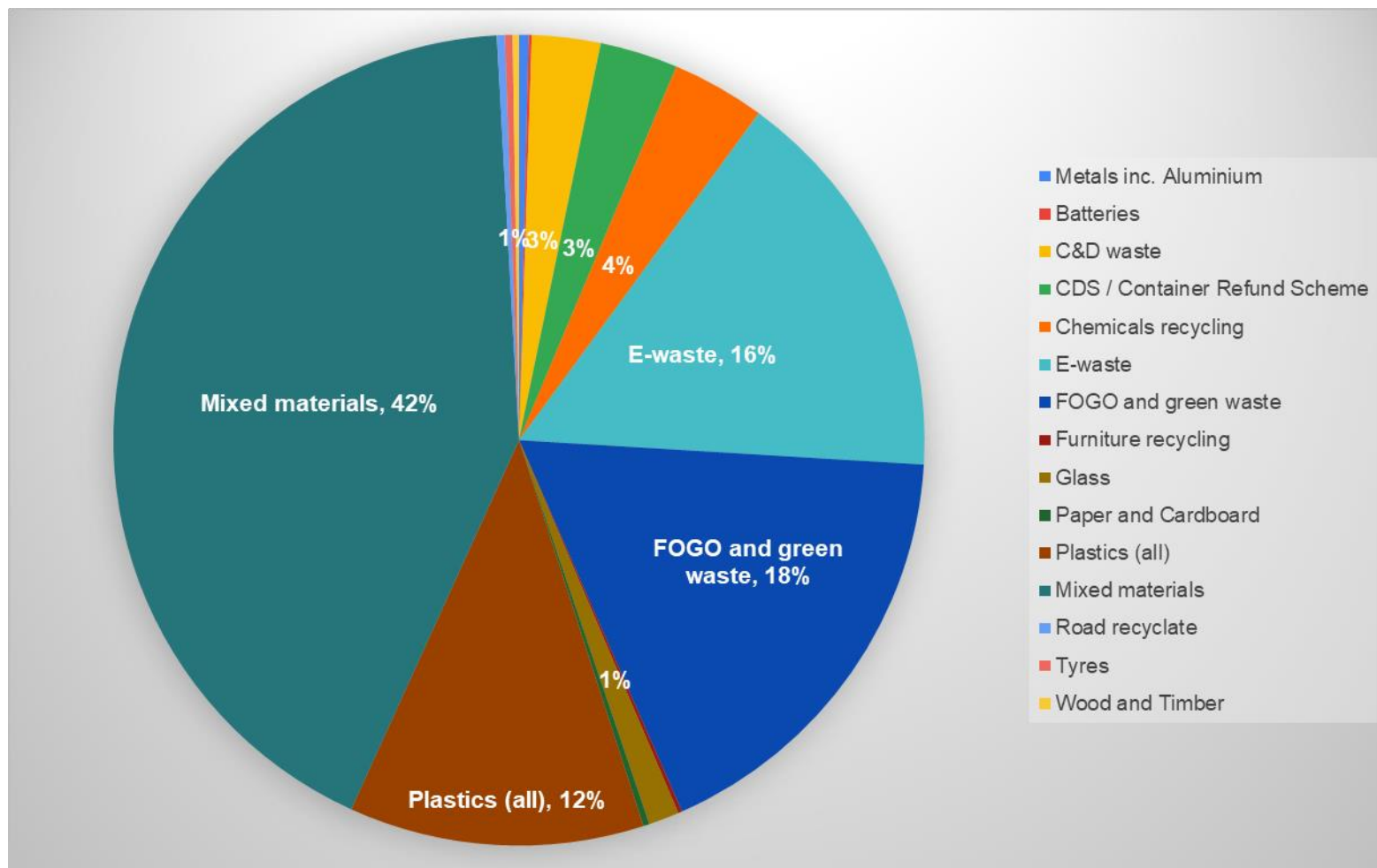
Grant Initiatives	Funding
Innovation and industry development	\$43,833,000
MRFs	\$7,223,230
Paper and Cardboard	\$594,706
Plastics (all)	\$28,361,740
Mixed materials	\$102,194,000
Recycled roads	\$774,600
Recycling Infrastructure	\$78,389,716
Resource recovery	\$58,506,000
Transport	\$7,113,674
Tyres	\$732,000
Wood and Timber	\$608,250
Total:	\$446,093,088

Comparison of funding by materials

Material	Funding
Metals inc. Aluminium	\$924,800
Batteries	\$285,000
C&D waste	\$6,601,780
CDS / Container Refund Scheme	\$7,500,000
Chemicals recycling	\$9,000,000
E-waste	\$38,354,323
FOGO and green waste	\$42,141,169
Furniture recycling	\$380,600

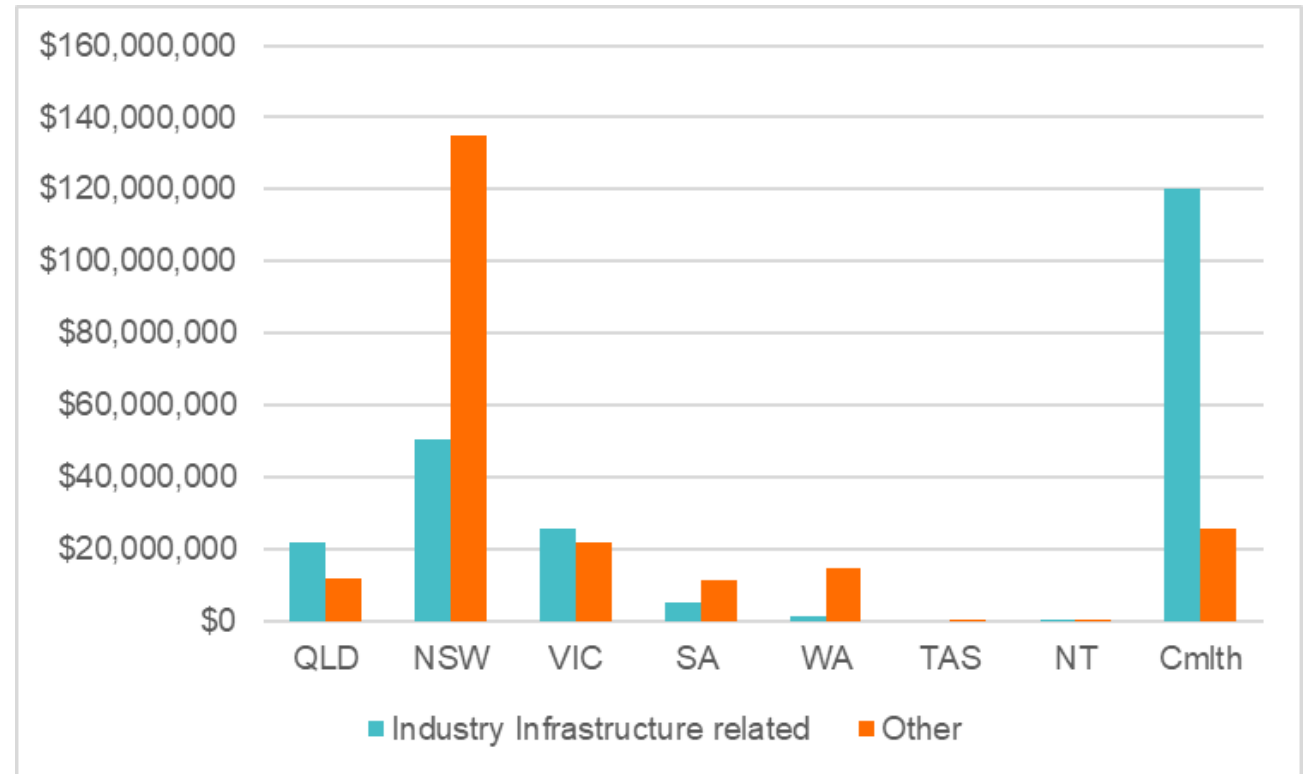
Material	Funding
Glass	\$2,936,939
Paper and Cardboard	\$594,706
Plastics (all)	\$28,361,740
Mixed materials	\$102,194,000
Road recyclate	\$774,600
Tyres	\$732,000
Wood and Timber	\$608,250
Total:	\$241,389,907

Materials funding comparison



Industry Infrastructure Related Grants vs. Other

Jurisdiction	Industry infrastructure related	Other
QLD	\$22,000,000	\$12,000,000
NSW	\$50,800,000	\$135,100,000
VIC	\$25,769,860	\$22,000,527
SA	\$5,338,229	\$11,256,643
WA	\$1,402,742	\$14,625,087
Cmlth	\$120,000,000*	\$25,800,000
Total	\$225,310,831	\$220,782,257

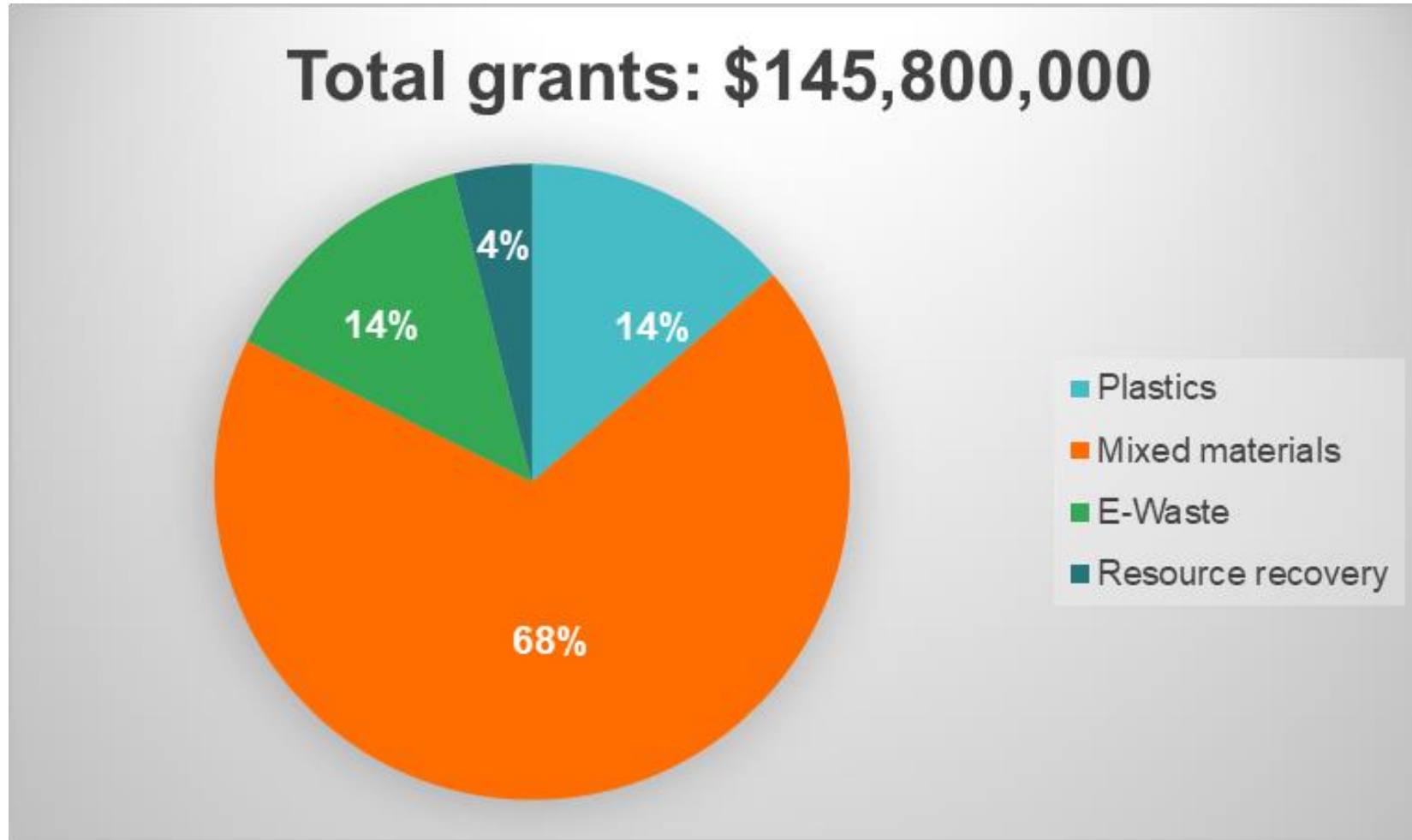


*further details to become available.

Commonwealth grants 2018-2019

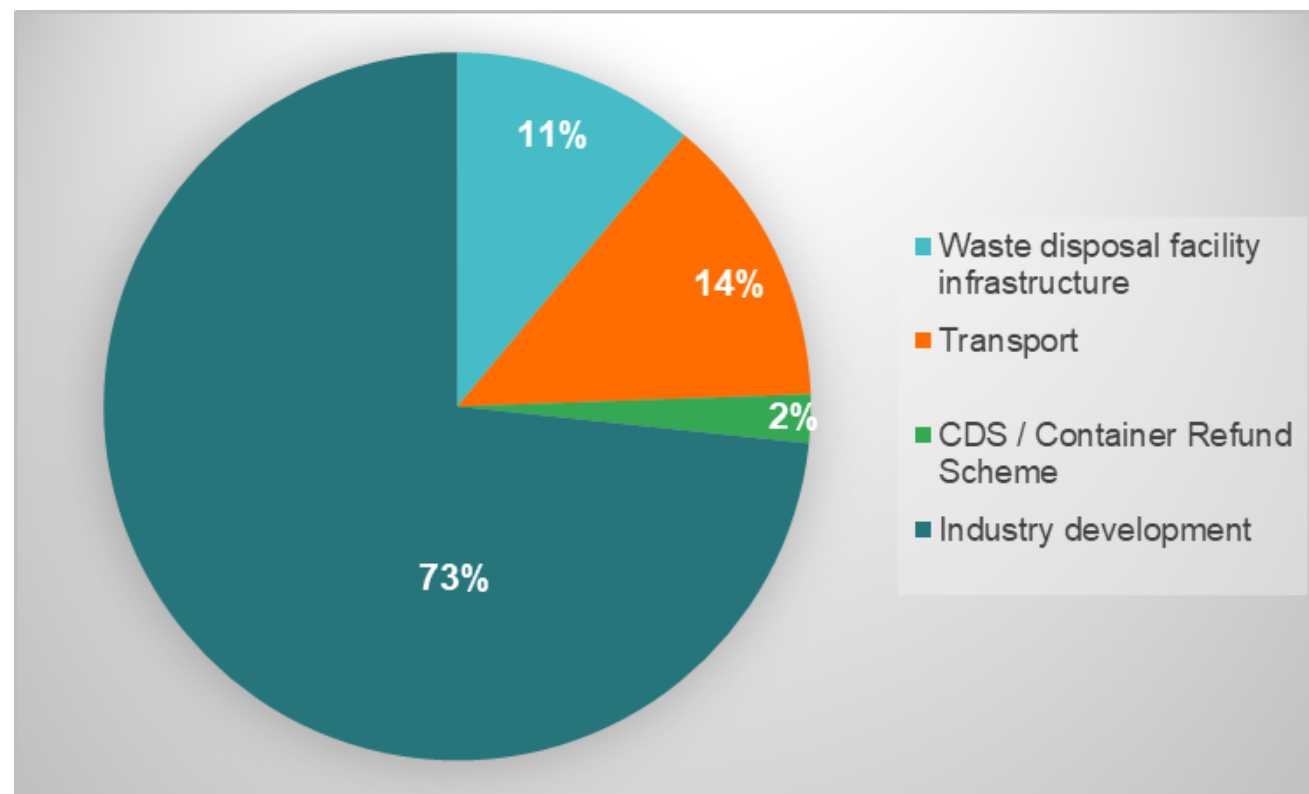
Amount	Grant Title	Material / Classification	Description
\$20,000,000	Cooperative Research Centres Projects	Plastics	To find new and innovative solutions to plastic recycling and waste through the Cooperative Research Centres Projects grants program.
\$100,000,000	Australia recycling investment fund	Mixed materials	Support manufacturing of lower emissions and energy-efficient recycled content products, such as recycled content plastics and paper/pulp.
\$20,000,000	Product Stewardship Investment Fund	E-Waste	New industry-led recycling schemes, including for batteries, electrical and electronic products, photovoltaic systems and plastic oil containers.
\$5,800,000	Environment Restoration Fund	Resource recovery	Up to \$5.8 million for a range of initiatives through the Environment Restoration Fund to support the great work of Clean Up Australia, Keep Australia Beautiful, the Australian Council of Recycling, Planet Ark, the Australian Packaging Covenant Organisation and OzHarvest.

Commonwealth grants 2018-2019



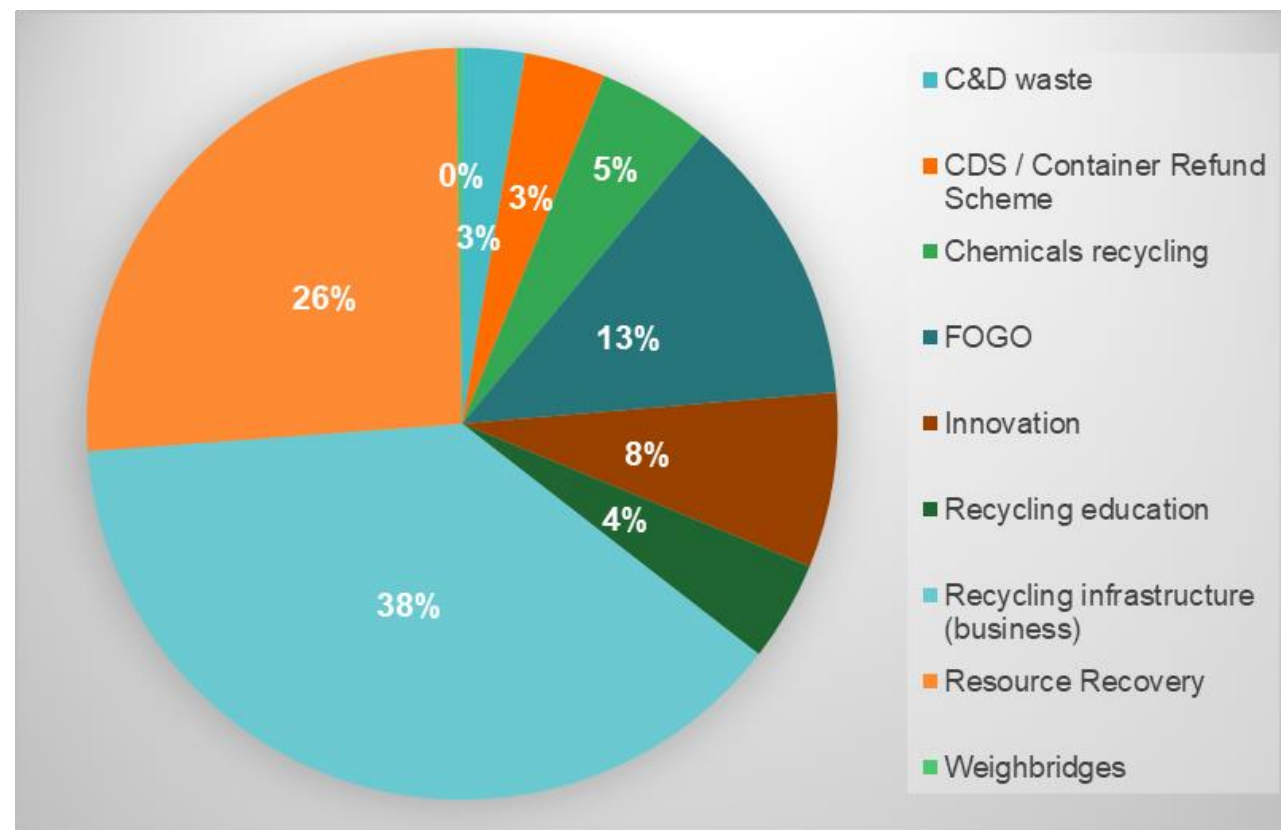
QLD grants 2018-2019

Grant Initiatives	Funding
Waste disposal facility infrastructure	\$5,000,000
Transport	\$6,000,000
CDS / Container Refund Scheme	\$1,000,000
Industry development	\$33,000,000
Total:	\$45,000,000



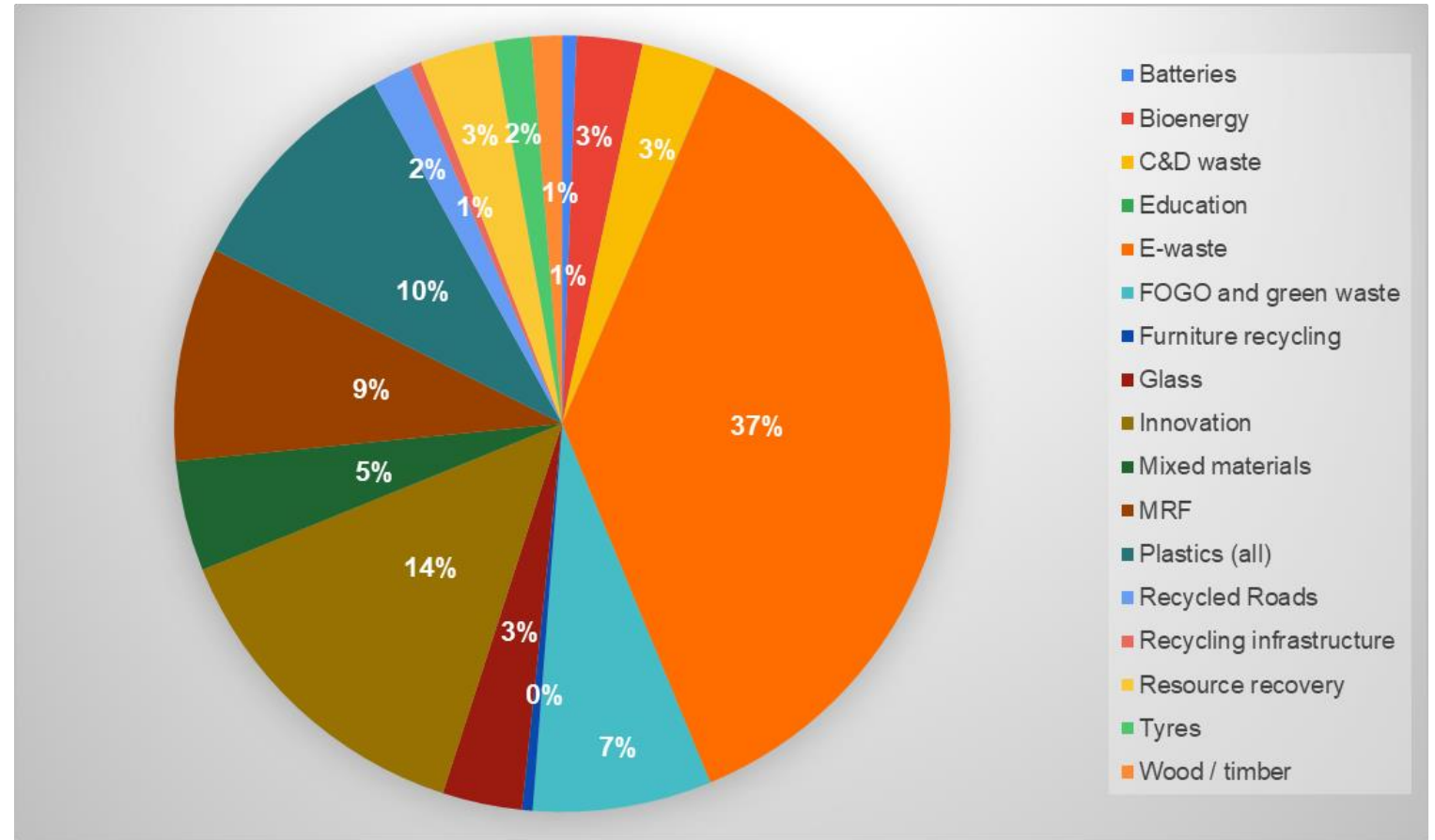
NSW grants 2018-2019

Grant Initiatives	Funding
C&D waste	\$5,000,000
CDS / Container Refund Scheme	\$6,500,000
Chemicals recycling	\$9,000,000
FOGO	\$23,500,000
Innovation	\$14,000,000
Recycling education	\$8,000,000
Recycling infrastructure (business)	\$71,250,000
Resource Recovery	\$48,150,000
Weighbridges	\$500,000
Total:	\$185,900,000



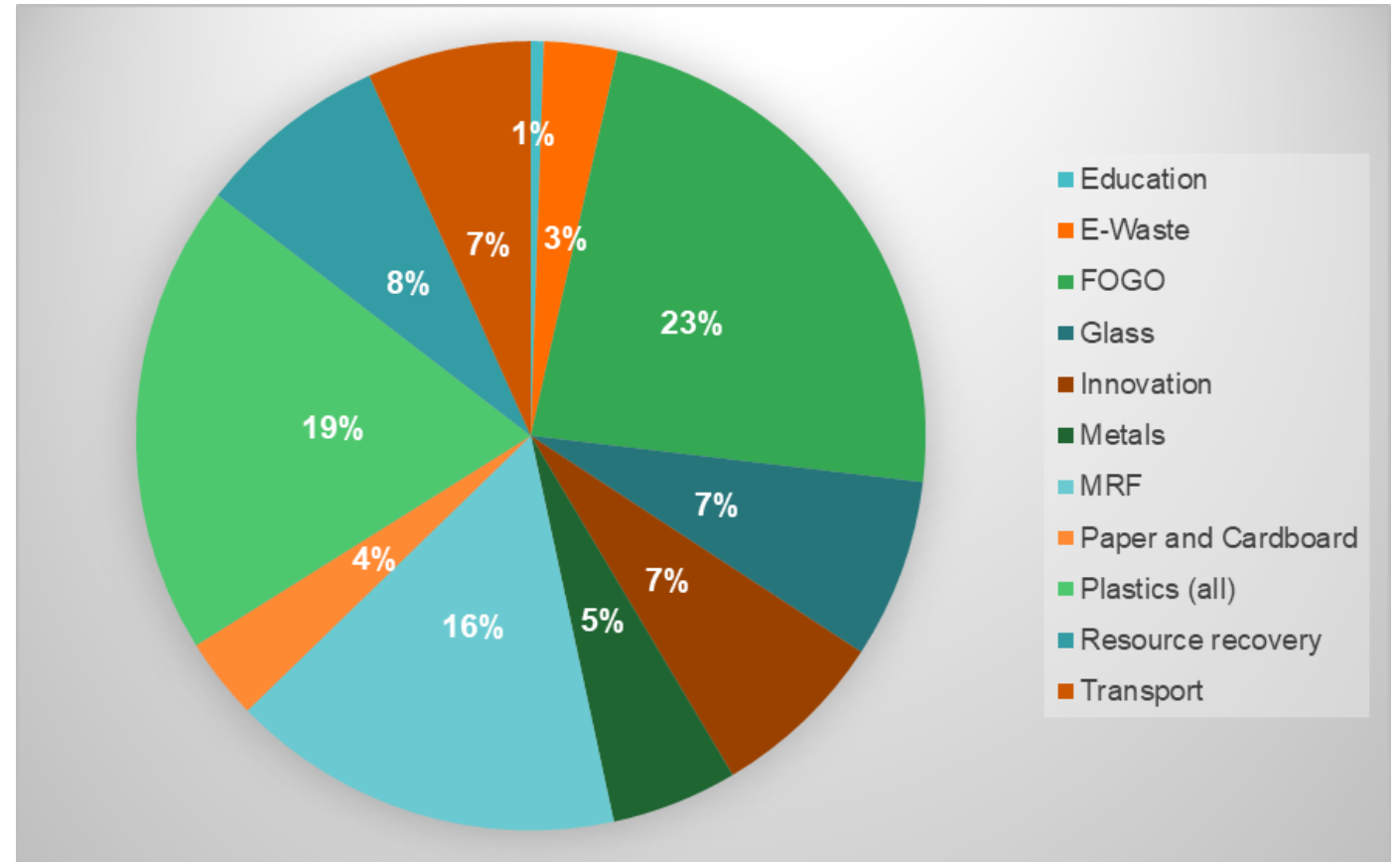
VIC grants 2018-2019

Grant Initiatives	Funding
Batteries	\$285,000
Bioenergy	\$1,305,000
C&D waste	\$1,500,000
Education	\$7,921
E-waste	\$17,811,583
FOGO and green waste	\$3,556,803
Furniture recycling	\$209,000
Glass	\$1,587,360
Innovation	\$6,633,000
Mixed materials	\$2,194,000
MRF	\$4,267,880
Plastics (all)	\$4,569,614
Recycled Roads	\$774,600
Recycling infrastructure	\$239,716
Resource recovery	\$1,488,660
Tyres	\$732,000
Wood / timber	\$608,250
Total	\$47,770,387



SA grants 2018-2019

Grant Initiatives	Funding
Education	\$87,356
E-Waste	\$500,000
FOGO	\$3,872,500
Glass	\$1,219,579
Innovation	\$1,200,000
Metals	\$857,500
MRF	\$2,674,850
Paper and Cardboard	\$556,706
Plastics (all)	\$3,209,367
Resource recovery	\$1,303,340
Transport	\$1,113,674
Total:	\$16,594,872



WA grants 2018-2019

Grant Initiatives	Funding
Aluminium	\$67,300
C&D waste	\$101,780
Education	\$114,198
E-waste	\$42,740
FOGO	\$11,334,952
Furniture recycling	\$171,600
Glass	\$130,000
MRF	\$280,500
Paper and Cardboard	\$38,000
Plastics (all)	\$582,759
Recycling Infrastructure	\$1,400,000
Resource recovery	\$1,764,000
Total	\$16,027,829

